

DOWNLOADING & INSTALLING MALWAREBYTES



INTRODUCTION


The purpose of this document is to instruct the reader how to download and install Malwarebytes Anti-Malware. For those unfamiliar with this product, it is a very popular anti-malware program. "Malware" is potentially harmful software that can infect your computer. Readers of this document who possess a degree of technical knowledge will find the document somewhat elementary. However, many everyday computer users may find terms like "malware", "downloading" and "installing" a bit intimidating, so this document will make the process easy to understand.

This document will lead users through a step-by-step progression that will allow them to download and install Malwarebytes effortlessly. Screen shots are provided as well to make the process even easier to understand.

The following sections cover downloading and installation. Screen shots are provided to lead the user step-by-step through the downloading and installation processes. In step four of the Installing Malwarebytes section, the Malwarebytes Setup Wizard will appear. Wizards are very handy tools that basically do the work for you. There are usually two different installation options available: Custom and Standard (or Default). If you are unsure as to what options you want or need, simply clicking "next" during each phase of the installation will install default settings.

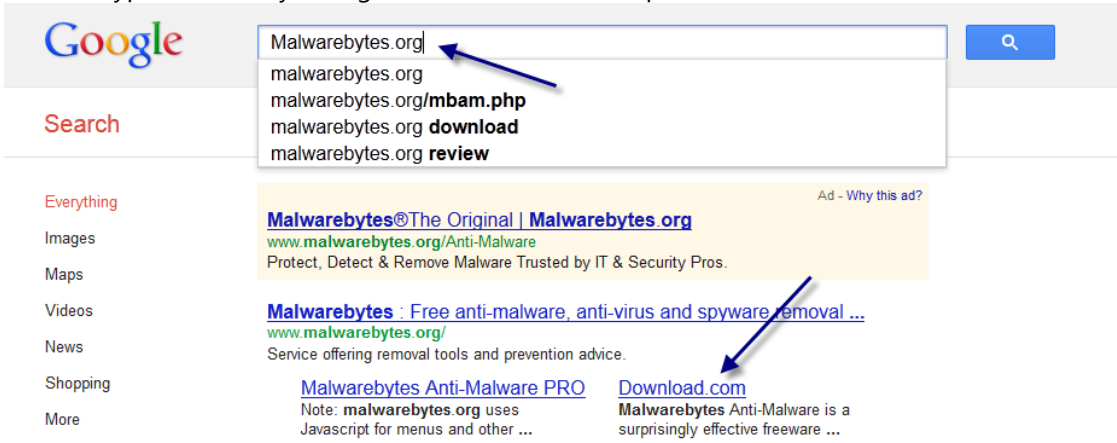
DOWNLOADING MALWAREBYTES

1. Open a Web browser.



2. Open the Google search page by typing www.google.com in the address bar.

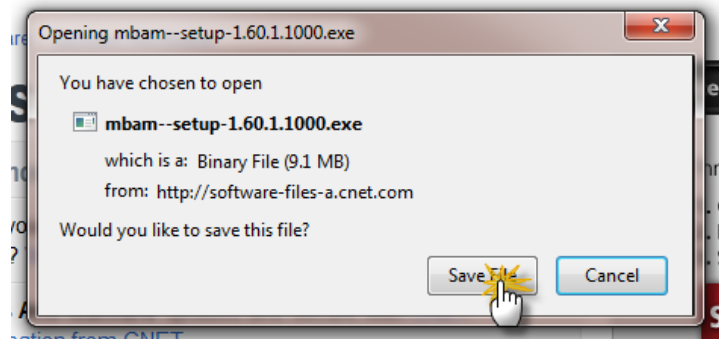
3. Type Malwarebytes.org in the search box, and press Enter. Click on the Download.com link.




4. Click on the "Download Now" button.



5. Click the "Save File" button to save the file to your Downloads Folder.



6. Click Start. Click your user name.



7. Double click the Downloads folder.

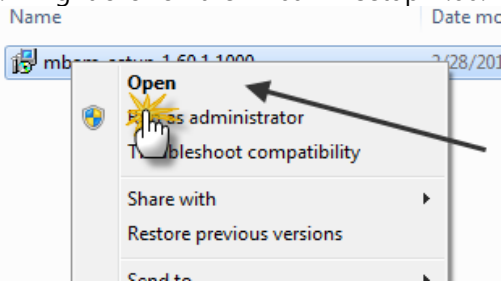


8. Find the download file, and prepare to install Malwarebytes.

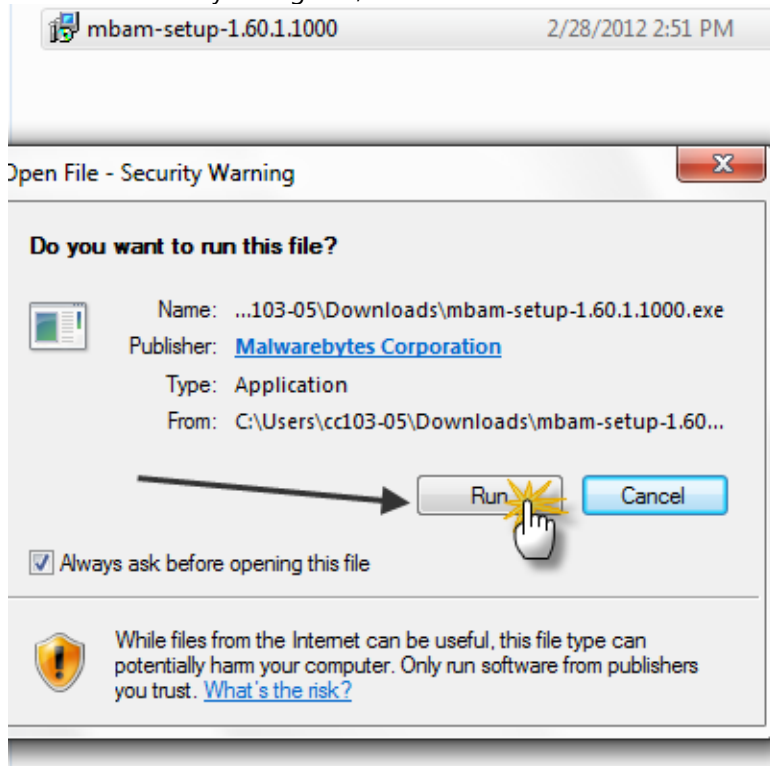
Name	Date modified	Type	Size
mbam--setup-1.60.1.1000	2/28/2012 10:45 AM	Application	9,280 KB
snagit	10/5/2011 11:45 PM	Application	31,924 KB

INSTALLING MALWAREBYTES

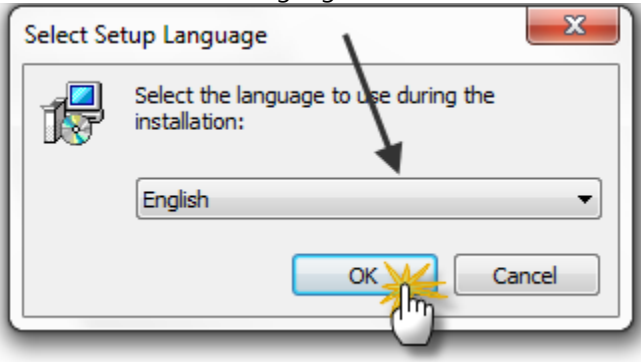
1. Right click on the "mbam—setup-1.60.1.1000" file. Click "Run as administrator."



2. At the security dialog box, click the "Run" Button. If the User Account Control box appears, click "Yes".



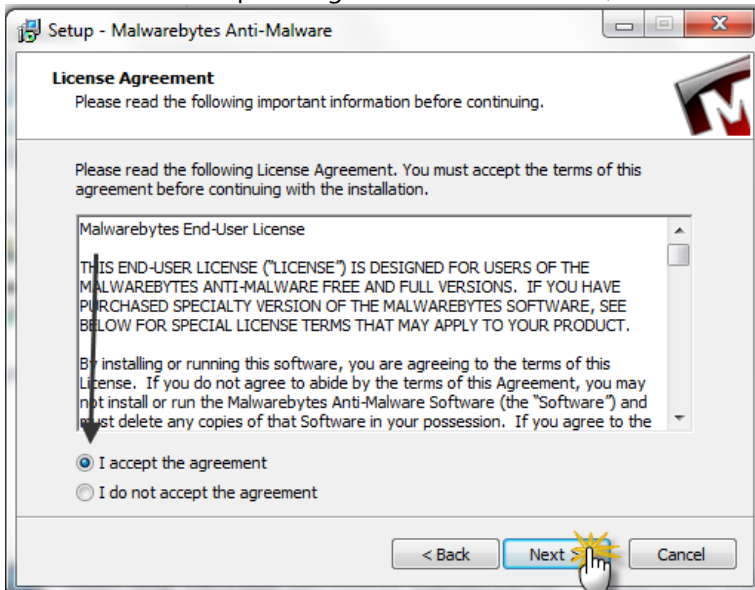
3. Select the correct language. Click OK.



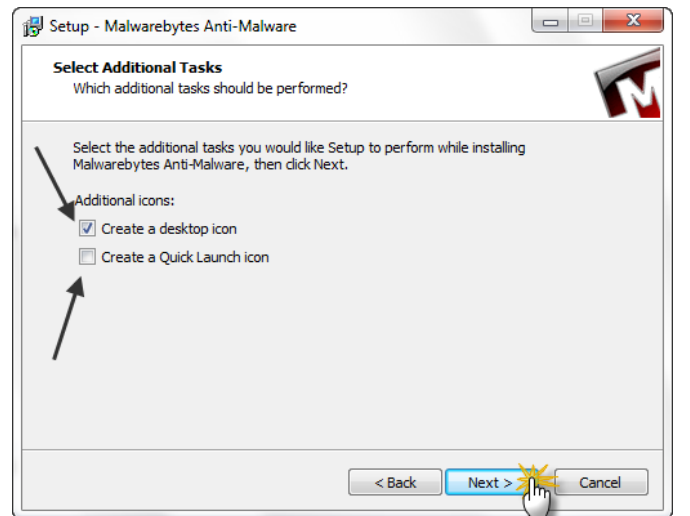
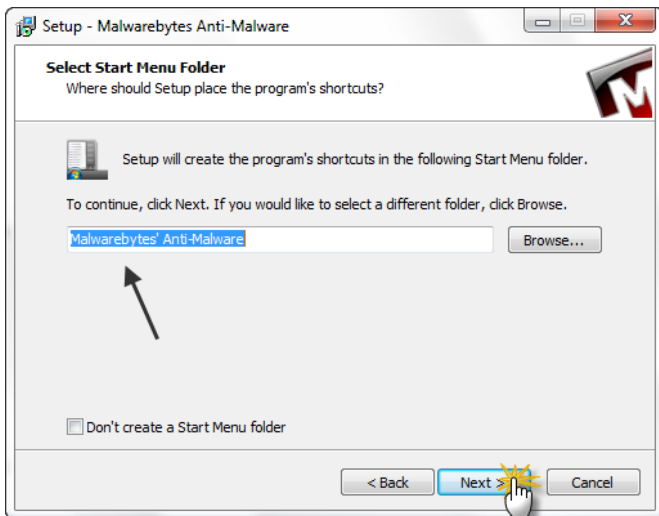
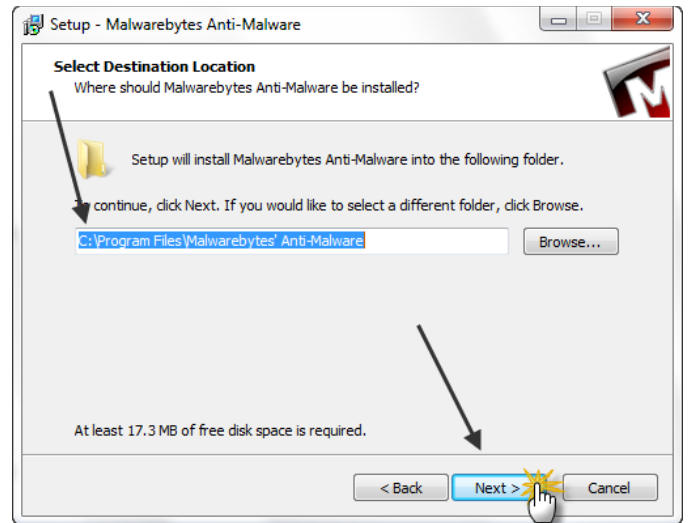
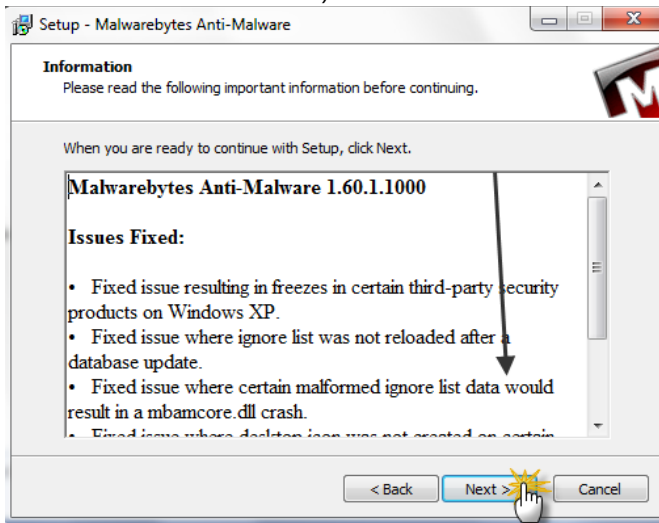
4. Click "Next" on the setup screen.



5. Click the "I accept the agreement" radio button, and click "Next".



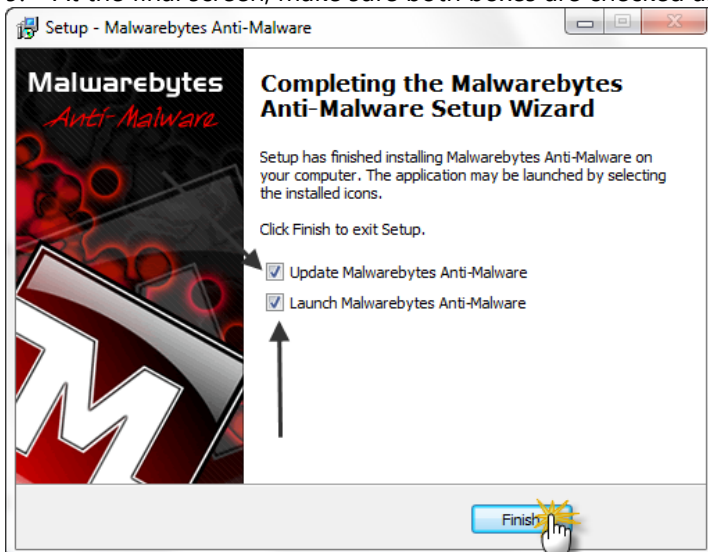
6. Click "Next" on each of the following screens (Information, Select Destination Location, Select Start Menu Folder, Select Additional Tasks).



7. At the Ready to Install screen, click "Install".

8. It will take a few minutes to install the program; follow the indicator to track the installation.

9. At the final screen, make sure both boxes are checked and click "Finish".



SUMMARY

As demonstrated by this how-to document, the downloading and installation of software programs such as Malwarebytes is actually a very simple procedure. The novice computer user need not be intimidated by the terms "download" and "install". Installation wizards allow these technical sounding procedures to be reduced to simple reading and clicking. Furthermore, there is a limitless amount of help available through the internet. If a user is unfamiliar with websites and forums that feature technical topics, all they have to do is visit YouTube or "Google It".

Anyone can "Google" or search for help with virtually any technical problem. Some actual links that provide details involving the installation of Malwarebytes are listed below:

The following video demonstrates how to download, install, and run Malwarebytes.

<http://www.youtube.com/watch?v=EZFux8PAdl4&feature=related>



The following link provides detailed text as well as a YouTube video.

http://en.community.dell.com/support-forums/virus-spyware/w/spyware_virus/how-to-install-and-run-malwarebytes-anti-malware.aspx

The following link provides many screen shots as well as text instruction.

<http://www.downloadbestsoft.com/howto/software/how-to-install-malwarebytes-and-perform-a-scan-of-your-pc--33.html>